SIEMENS

Data sheet 7KM3200-0CA01-1AA0

SENTRON, measuring device, 7KM PAC3200T, DIN-rail enclosure without display, L-L: 400 V, L-N: 230 V, 5 A, DIN rail instrument, 3-phase, Modbus TCP, apparent / active / reactive energy, wide-voltage power supply unit, AC/DC, screw terminal

Model	
product brand name	SENTRON
product designation	multimeter
design of the product	basic
product type designation	7KM PAC3200T
Measurements	
measuring procedure	
● for voltage measurement	TRMS
● for current measurement	TRMS
type of measured value detection	complete
voltage curve	Sinusoidal or distorted
measurable line frequency	
● initial value	45 Hz
● full-scale value	65 Hz
operating mode for measured value detection automatic line frequency detection	Yes
operating mode for measured value detection	
● set at 50 Hz	No
● set to 60 Hz	No
Supply voltage	
design of the power supply	Wide-range power supply
type of voltage of the supply voltage	AC/DC
Suitability	
suitability for operation	Standard mounting rail device
Product Functions	
product function	
● voltage measurement	Yes
● current measurement	Yes
● active power measurement	Yes
● reactive power measurement	Yes
Display and operation	
design of the display	Standard mounting rail enclosure without display
number of keys	4
Communication	
protocol at the Ethernet interface is supported	MODBUS TCP
transfer rate 1 for Ethernet	10 Mbit/s
transfer rate 2 for Ethernet	100 Mbit/s
Fault limits	
reference condition for metering accuracy	In accordance with IEC61557-12, IEC62053-22 and IEC62053-23

Subject to change without notice
© Copyright Plcjet

Inputs Outputs	
number of digital inputs	1
operating conditions for digital inputs external voltage supply	Yes
number of digital outputs	1
type of switching output	solid state
type of electrical connection at the digital outputs	screw-type terminals
Measuring inputs	
measurable supply voltage between (PE)N and L at AC maximum rated value	230 V
measurable supply voltage between (PE)N and L at AC	
● minimum	46 V
● maximum	276 V
measurable supply voltage between the line conductors at AC maximum rated value	400 V
voltage measuring range extension with external voltage transformers	yes
line conductors and neutral conductors internal resistance for voltage measurement	1 MΩ
measuring category for voltage measurement	CAT III
measurable current	
● 1 at AC rated value	1 A
● 2 at AC rated value	5 A
relative measurable current at AC	
● minimum	10 %
● maximum	120 %
current measuring range extension with external current transformers	Yes
zero point suppression for current measurement	10 mA
● for neutral conductor current	45 mA
apparent power consumption for current measurement	
● with measuring range 5 A per phase	0.5 VA
measuring category for current measurement	CATIII
Connections	
type of electrical connection	
● at the measurement inputs for voltage	screw-type terminals
● at the measurement inputs for current	screw-type terminals
Mechanical Design	
fastening method DIN-rail mounting	Yes
size of Power Monitoring Device	6MW
height	90 mm
width	108 mm
depth	64 mm
installation depth	70.8 mm
mounting position	any
Approvals Certificates	

General Product Approval					EMV
		Confirmation			

other		Environment			
Confirmation		Environmental Con-firmations	Environmental Con-firmations		

© Copyright Plcjet

Further information

Information on the packaging

https://www.plcjet.com/?s=7KM3200-0CA01-1AA0

Information for data generation and storage

https://www.plcjet.com/?s=7KM3200-0CA01-1AA0

Information- and Downloadcenter (catalogues, leaflets,...)

https://www.plcjet.com/?s=7KM3200-0CA01-1AA0

Industry Mall (Online ordering system)

https://www.plcjet.com/?s=7KM3200-0CA01-1AA0

Service&Support (Manuals, Certificates, Characteristics, FAQs,...)

https://www.plcjet.com/?s=7KM3200-0CA01-1AA0

Image database (product images, 2D dimension drawings, 3D models, device circuit diagrams, ...)

https://www.plcjet.com/?s=7KM3200-0CA01-1AA0

CAx-Online-Generator

https://www.plcjet.com/?s=7KM3200-0CA01-1AA0

Tender specifications

https://www.plcjet.com/?s=7KM3200-0CA01-1AA0

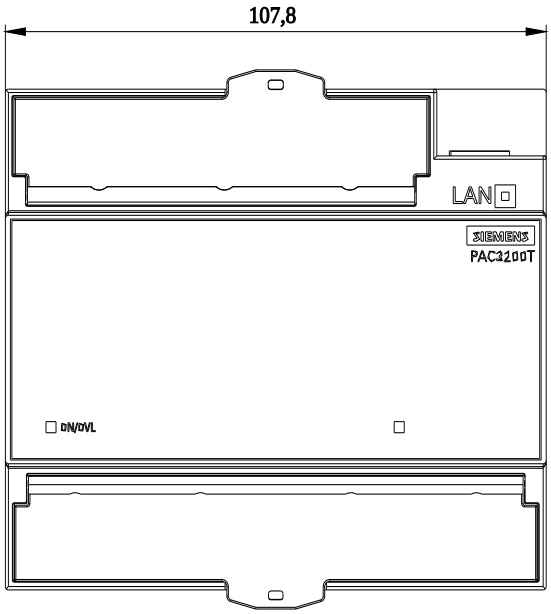

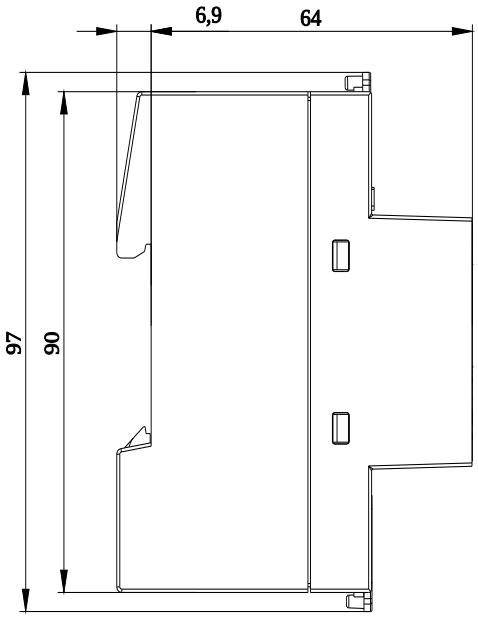

Subject to change without notice
© Copyright Plcjet

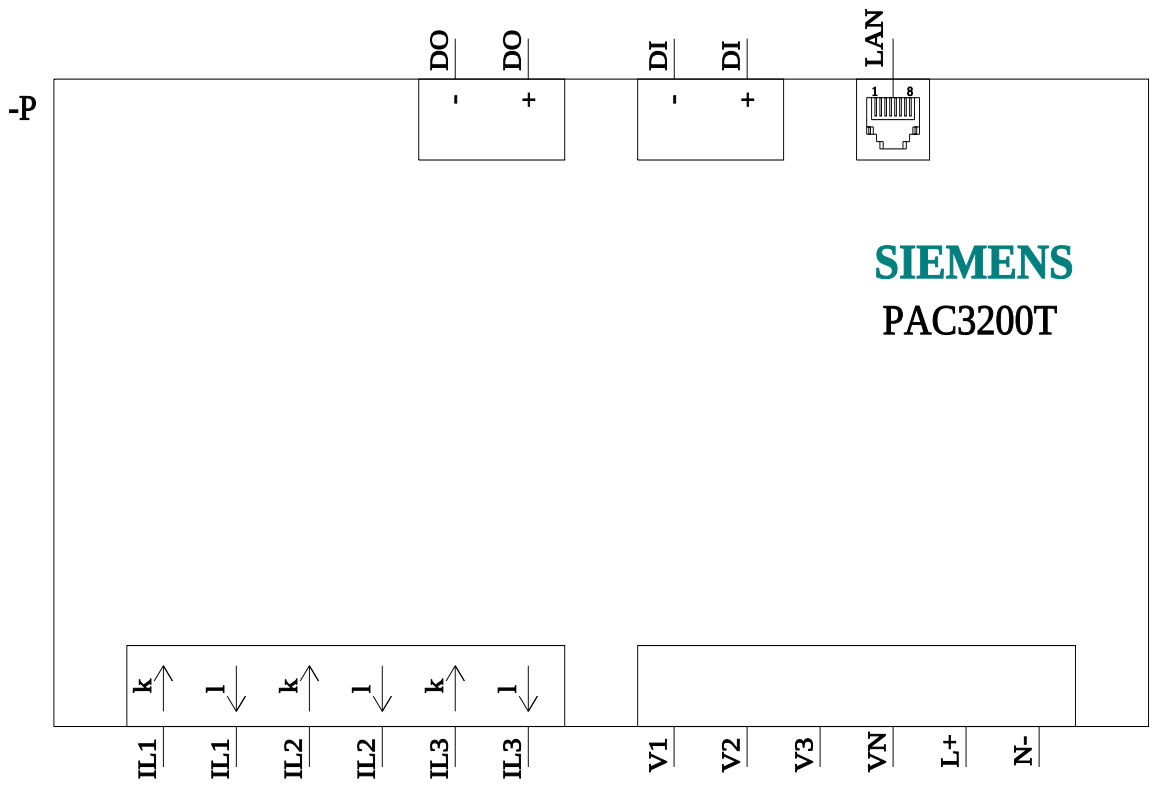

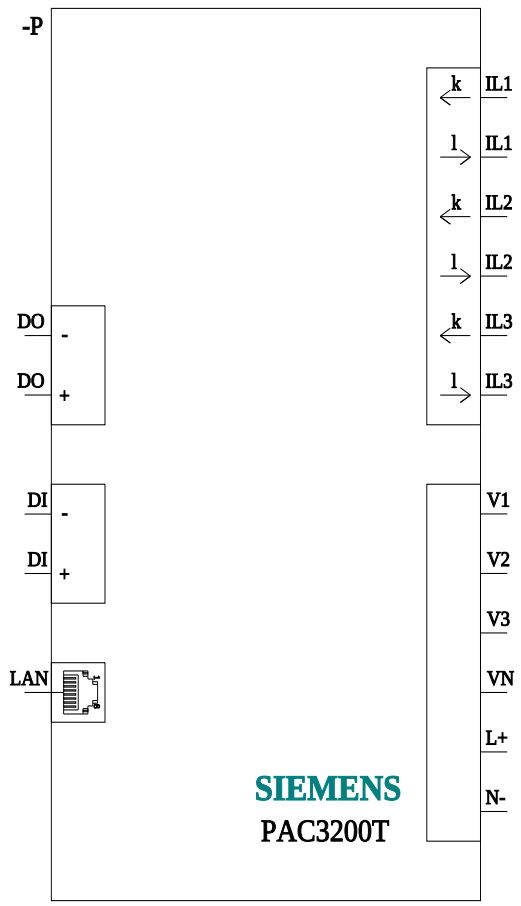

last modified: 4/25/2026

Subject to change without notice
© Copyright Plcjet

Subject to change without notice
© Copyright Plcjet